



# Welcome to our Early Years Open Morning



# Admissions and settling in procedures



## Nursery


- Children start the term after their 3<sup>rd</sup> Birthday (September, January, April).
- All parents attend a welcome meeting and individual phone call.
- All children are invited to a stay and play session before they start.



# Admissions and settling in procedures

## Reception

- Children start in the September of the academic year they turn 5.
- Contact is made with the child's current setting.
- All children are invited to two stay and play sessions.
- Induction meetings for parents/carers.





# Curriculum Intent



## A Place to Grow

1. We believe that the Early Years Foundation Stage is crucial in **securing solid foundations, in partnership with parents**
2. Children who enter our EYFS develop physically, verbally, cognitively, emotionally and morally whilst embedding a positive attitude to school and learning.
3. We believe that all children deserve to be valued as an **individual** and we are passionate in facilitating all children to achieve their full and unique potential.
4. We adapt the learning to suit the individual's needs.



Play is the highest form of research  
Albert Einstein





# Prime Areas



- At Hatfeild we work on a broad range of creative themes in line with the Development Matters Guidance 2021

Area of Learning and Development	Aspect
Prime Areas	
Personal, Social and Emotional Development	Making Relationship Self-confidence and self-awareness Managing feelings and behaviour
Physical Development	Gross Motor Fine Motor
Communication & Language	Listening and attention Understanding Speaking



# Specific Areas



Area of Learning and Development	Aspect
Specific Areas	
Literacy	Reading Writing
Mathematics	Numbers Shape, space and measures
Understanding the World	Past and Present People, Culture and Communities
Expressive Arts and Design	Exploring with Materials Being imaginative



# The Nursery Day



## Morning Nursery

Starts at 8:40am  
Finishes at 11:40am

## Afternoon Nursery

Starts at 12:15pm  
Finishes at 3:15pm

## Full Time Nursery

Starts at 8:40am  
Finishes at 3:15pm

For any children who take longer to settle in September we will agree a shortened session time with you.




# The Nursery Day



## Group Time



## Indoor Free Flow Play



## Outdoor Play





# The Reception Day



## Hatfeild Reception School Day:

Time	Activity
8:40	Soft start to the day
8:55	Registration/Introduction to the day
9:00	Phonics Groups
9:25	Continuous Provision
10:30	Drawing Club
11:30	Boogie Mites
11:45-12:45	Lunch
12:45	Maths Session
13:00	Continuous Provision
14:00	Topic session
14:15	Continuous Provision
15:00	Story
15:15	Home Time



# Skills



## Progression in Malleable Materials

Squash- squeeze in fist  
Stretch- hold in both hands  
and pull  
Pull-ups- pinch fingers and  
thumb upwards  
Raise a cone- pinch to a point.






Make models by pushing  
objects into the dough  
Make patterns with everyday  
objects, wheel cutters,  
hammers and stamps.



Roll the dough into cylinder  
shapes  
Use knives to cut  
Begin to use scissors with two  
hands  
Roll into various-sized balls.



Begin to use imagination to  
create simple 3D models.



<p>Think of their own ideas and make marks for purpose eg circle for the head, dots for eyes. Create simple representations of <u>objects</u> animals and people.</p>	<p>Use various types of paint on various textures eg tin foil, salt dough, and clay. Find the best types of paint for the task. Mix materials with paint eg sand/ glitter. Talk about their findings.</p>	<p>Begin to add more detail to their painting selecting the correct tools for the purpose. Begin to mix colours for purpose. Talk about their work and begin to think of ways to improve.</p>	<p>Experiment with painting techniques for a purpose eg. select appropriately sized brushes, colour mixing, printing, and patterns. Explain their ideas and reflect on ways to improve.</p>



# Parent Partnership



- We recognise parents are children's first and most enduring educators and when we work together it has a positive impact on children's development and learning.
- We have an open door policy, please speak to a member of staff if you have any concerns.
- You will be invited to parent conferences to discuss your child's learning and development.
- Please use Evidence Me as a means of communicating your child's learning at home, we are always excited to see what the children are learning outside of the setting and these will be added to your child's learning profile.



# Evidence Me



Evidence Me is our virtual learning platform. This is what we use in class to communicate information via weekly newsletters, messages and reminders as well as information on how to support your child at home.

This is also an essential tool for you to see and respond to what your child is doing in the classroom as their observations will be uploaded to their profile and sent out to you on a weekly basis.

This platform also offers you the opportunity to upload observations of learning that is taking place at home.

The screenshot displays the 'Latest observations' section of the Evidence Me platform. It features a grid of 14 observation photos, each with a date and time stamp and a brief caption. The interface includes a blue header with navigation icons and an 'Add filter' button.

Image	Date and Time	Caption
	11/11/2019, 11:51	Today we painted sun flowers as...
	05/11/2019, 09:58	Working as a team on sports day
	04/09/2019, 11:14	Brilliant
	26/08/2019, 11:26	
	04/08/2019, 11:12	
	11/07/2019, 10:54	The boys walked carefully &...
	11/07/2019, 10:41	We had such a lovely time at th...
	06/07/2019, 14:00	The children really enjoyed chatin...
	01/07/2019, 11:00	Edie, Charlie & Kyla worked so...
	27/06/2019, 13:00	Billy and Charlie discussed how...
	04/06/2019, 11:17	
	28/03/2019, 13:00	Edie showed me the wonderful...
	01/11/2018, 11:00	Edie and Charlie made a fantasti...
	30/10/2018, 14:00	The boys made some really scar...



# 30 Hour Offer



The additional hours will be available to children in families where:

both parents are working (or the sole parent is working in a lone parent family)

each parent earns, on average, a weekly minimum equivalent to 16 hours at national minimum wage (NMW) or national living wage (NLW), and less than £100,000 per year.

it is a one parent household and the working parent meets the income rules.

Working will include employed and self-employed persons.

The screenshot shows the GOV.UK website interface. At the top, there is a search bar with the text "Search on GOV.UK" and a magnifying glass icon. Below the search bar, a navigation bar contains the text "→ Coronavirus (COVID-19) | Rules, guidance and support". The main content area features a breadcrumb trail: "Part of [Get 30 hours free childcare: step by step](#)". The main heading is "30 hours free childcare". Below this, a section titled "You may be able to get 30 hours free childcare if:" lists two bullet points: "• you live in England" and "• your child is 3 to 4 years old". A section titled "There are:" lists two links: "[different schemes in Scotland](#)" and "[different schemes in Wales](#)". On the right side, there is a "Part of" section with a link "[Get 30 hours free childcare: step by step](#)" and a "Show all steps" button with a downward arrow. Below that, a step indicator shows "1 Check you're eligible" with a "Hide" button and a downward arrow.



# Thank you

