

---

# Year 1 Phonics Screening Parents Meeting

Wednesday 24<sup>th</sup> February 2024

# What is Phonics?

---

- Children are taught to read by breaking down words into separate sounds or 'phonemes'.
- In their Phonics lessons, children are encouraged to read and write using new sounds they have learnt.
- There are around 40 different sounds.

# What does a typical lesson look like?

---

All phonics sessions follow the same format:

Revisit – all the previous sounds/words

Teach – introduce a new sound

Practise – reading words with the new sound in

Apply – writing words and putting it into a sentence

# The complex English alphabetic code

## *Consonants: stretch*

f	l	m	n	r	s	v	z	sh	th	ng
ff	ll	mm	nn	rr	ss	ve	zz	ti		nk
ph	le	mb	kn	wr	se		s	ci		
					c					
					ce					

## *Consonants: bounce*

b	c	d	g	h	j	p	qu	t	w	x	y	ch
bb	k	dd	gg		g	pp		tt	wh			tch
	ck				ge							
	ch											

## *Vowels*

a	e	i	o	u	ay	ee	igh	ow
	ea				ā-e	y	ī-e	ō-e
					ai	ea	ie	oa
						e	i	o

oo	oo	ar	or	air	ir	ou	oy	ire	ear	ure
ū-e			oor	are	ur	ow	oi			
ue			ore		er					
ew			aw							
			au							

# Why are children being screened?

---

- Every Year 1 child in the country will be taking the Phonics screening check in the same week in June.
- The aim of the check is to ensure that all children can read by the end of Year 2.
- It is to check their level at the end of Year 1 so support can be put into place during Year 2 if needed.
- The children who do not pass their screening check will do it again in Year 2.
- The check has been designed so that children with all different abilities can take part.

# Phonics Screening Check

---

- Week beginning 10<sup>th</sup> June
- 1:1 with an adult in a quiet room
- 40 words to read
- Mixture of real words and alien words
- Previous pass mark has been 32/40
- The children have been asked to do very similar tasks in Phonics lessons and we practise with them so it won't be new for them.

## Key to success:

Look for the special friends in the word first, draw sound buttons on, sound out the word and blend.

# Sound Buttons

---

- Used to identify phonemes/sounds in words
- Three different types

<b>Speed</b> ●● — ●	<b>crayon</b> ●● — ●●
<b>Slight</b> ●● — ●	<b>toast</b> ● — ●●
<b>Broom</b> ●● — ●	<b>foil</b> ● — ●
<b>Crawl</b> ●● — ●	<b>jumper</b> ●●● — ●

like

slime

# Real Words

---

Here are some examples of the words that were in the Phonics Screening Check in previous years.

kick

feast

groups

scribe

model

reptiles

# What are Alien Words?

Words that must be decoded through application of phonic skills. These words do not make sense. Children make call these words *alien words* or *nonsense words*.

vate



twinkl.co.uk

glead



twinkl.co.uk

baunch



twinkl.co.uk

ronkey



twinkl.co.uk

clayer



twinkl.co.uk

plime



twinkl.co.uk

# How can you help your child?

---

- Familiarise yourself with the sounds
- Familiarise yourself with the sayings that accompany the sounds *er* – *better letter*, *ir* – *whirl and twirl*, *ur* – *nurse with a purse*
- By saying the sounds as pure sounds – no ‘errrrr’
- Understanding special friend sounds
- Look for any special friends in words first
- Draw the sound buttons underneath
- Breaking down longer words into their syllables e.g. chapter.

*Continue reading with your children each night which will encourage them to sound out words, ask questions about the story. This Phonics check does not include comprehension about stories.*

*Most importantly, enjoy reading together!*

# Useful Websites

---

- Lettersandsounds.com – games to help revise all phase 5 sounds
- Gov.uk – past Phonics screening papers
- <https://www.oxfordowl.co.uk/for-home/find-a-book/read-write-inc-phonics-1/> - videos of sounds being taught and additional resources
- Phonics play – [www.phonicsplay.co.uk](http://www.phonicsplay.co.uk)
- Top Marks – [www.topmarks.co.uk](http://www.topmarks.co.uk)

# Mental Health and Wellbeing


The school has a dedicated email for Mental Health and Wellbeing. Please use this email if you have any worries or queries about your child's mental health and wellbeing. [mentalhealthlead@josephhood.merton.sch.uk](mailto:mentalhealthlead@josephhood.merton.sch.uk)

On the school website you can find a tab dedicated to resources and support for both your mental health and your child's. Here you can also find our half-termly newsletters as well as our work with the NHS Wellbeing Service.


**Mental Health and Wellbeing**

*Home >> Parents & Community >> Mental Health and Wellbeing*

Please email us at [mentalhealthlead@josephhood.merton.sch.uk](mailto:mentalhealthlead@josephhood.merton.sch.uk) if you need to talk to us or need more information.




NHS Education  
Wellbeing Service




Our Half-termly  
Newsletters


Some helpful links for you



Website links  
for Adults



Links to help  
you support  
your child



Links for  
children

# Key Vocabulary

---

- **Grapheme** – written representation of a sound
- **Phoneme** - a sound
- **Diagraph** – two letters that make one sound e.g. ai as in rain
- **Split diagraph** – two letters that make one sound, split up by another letter a-e, e-e, i-e, u-e, o-e
- **Trigraph** – three letters that make one sound e.g. ear as in fear
- **Special friends** – diagraphs or trigraphs or double letters tt, ck
- **Blending** – the squashing of sounds together for reading
- **Segmenting** – the breaking down of a word into its individual sounds for spelling
- **Syllables** – the beats in a word